

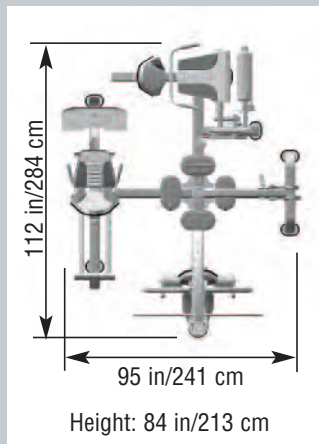
# Apollo

## 7000 SERIES



## Apollo 7400

- Modular versatility allows customization of station positioning.
- 11-gauge 2"x4" oval and 2" tubular steel frame.
- Durable electro-static powder coat finish in modern Platinum Sparkle and Cathedral Gray.
- Full-length steel weight shrouds and cover plates enhance aesthetics and user safety.
- Integrated exercise placards on weight shrouds provide station description and exercise instruction.
- Elevated frame and integrated rubber stabilizer feet enhance strength and stability.
- Four independent 200 lbs. steel weight stacks allow multiple simultaneous exercise participation.



# Apollo 71MP Multi Press

- Unit can accommodate a variety of exercises from the combined multi press/row station, lat pulldown station, mid pulley and low pulley positions.
- 8-position adjustable press bar
- Adjustable back pad for custom range of motion settings.
- 360° swivel, multi-directional low pulley station.
- Ratchet-style adjustable seat pad
- 200 lbs. steel weight stack.

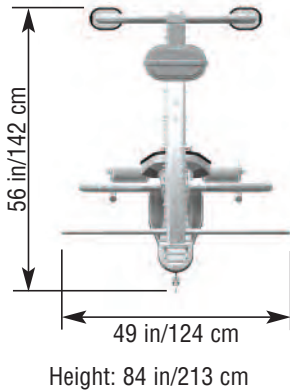
### Exclusive Features:



8-position adjustable press bar provides access to chest, incline, shoulder presses and mid rows.



360° swivel low pulley station features commercial grade 2" roller bearings for smooth unrestricted cable movement.



**NOTE:**  
Shown with  
AP-70RP Rear Post

## Apollo Modular Gym Systems



# Apollo 71HL High/Low

- Multi-purpose Hi/Low pulley station offers virtually unlimited cable exercise potential.
- Counter-balanced roller style pulley carriage offers single hand adjustability.
- Dual handle pulley carriage allows bilateral and unilateral exercises.
- Custom 1:1/4 cable ratio and ball bearing pulleys provide smooth function and unrestricted cable travel.
- 200 lbs. steel weight stack.

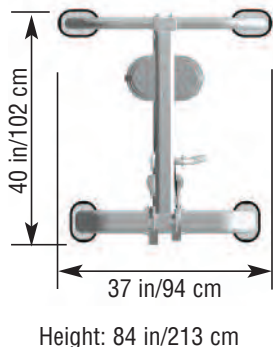
### Exclusive Features:



Quick release counter-balanced pulley carriage offers safe and easy adjustments with dual rotating pulley handles.



Built-in front stabilizer functions as foot brace for low row exercise.



**NOTE:**  
Shown with  
AP-70RP Rear Post

# Apollo 71LE Leg Extension/Curl

- 6-position adjustable leg hold down accommodates various size users.
- Multi position back pad and biomechanical seat angle provide maximum ergonomic support.
- Custom cam design ensures proper strength curve through entire range of motion.
- Features high-density commercial padding and naugahyde two-tone double-stitched upholstery.
- 200 lbs. steel weight stack.

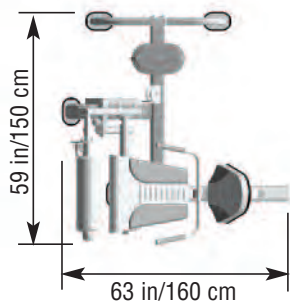
### Exclusive Features:



Lever action control provides easy adjustment in the seated position.



Telescoping back pad adjustment.



Height: 76 in/193 cm



**NOTE:**  
Shown with AP-70RP Rear Post

## Apollo Modular Gym Systems



# Apollo 71LP Leg Press

- Custom convex footplate provides neutral ankle and knee alignment during exercise.
- Adjustable 6-position ergonomic seat and back pad for easy access and egress from exercise station.
- Heavy weight commercial seat carriage utilizes 2" polyurethane rollers for smooth and precise motion.
- Dual 2" diameter hard chrome seat rails ensure solid reliable performance.
- 200 lbs. steel weight stack with custom 2:1 ratio provides 400 lbs. of weight resistance.

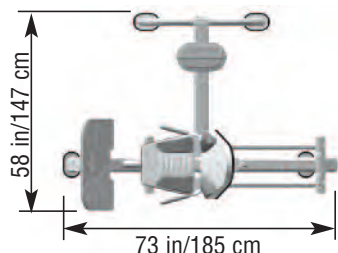
### Exclusive Features:



Commercial seat carriage provides ultra-smooth friction free movement on six 2-inch ball bearing rollers.



Convex press plate provides neutral ankle and knee alignment.



Height: 76 in/193 cm



**NOTE:**  
Shown with AP-70RP Rear Post